

Introduction to DISC & Team Building

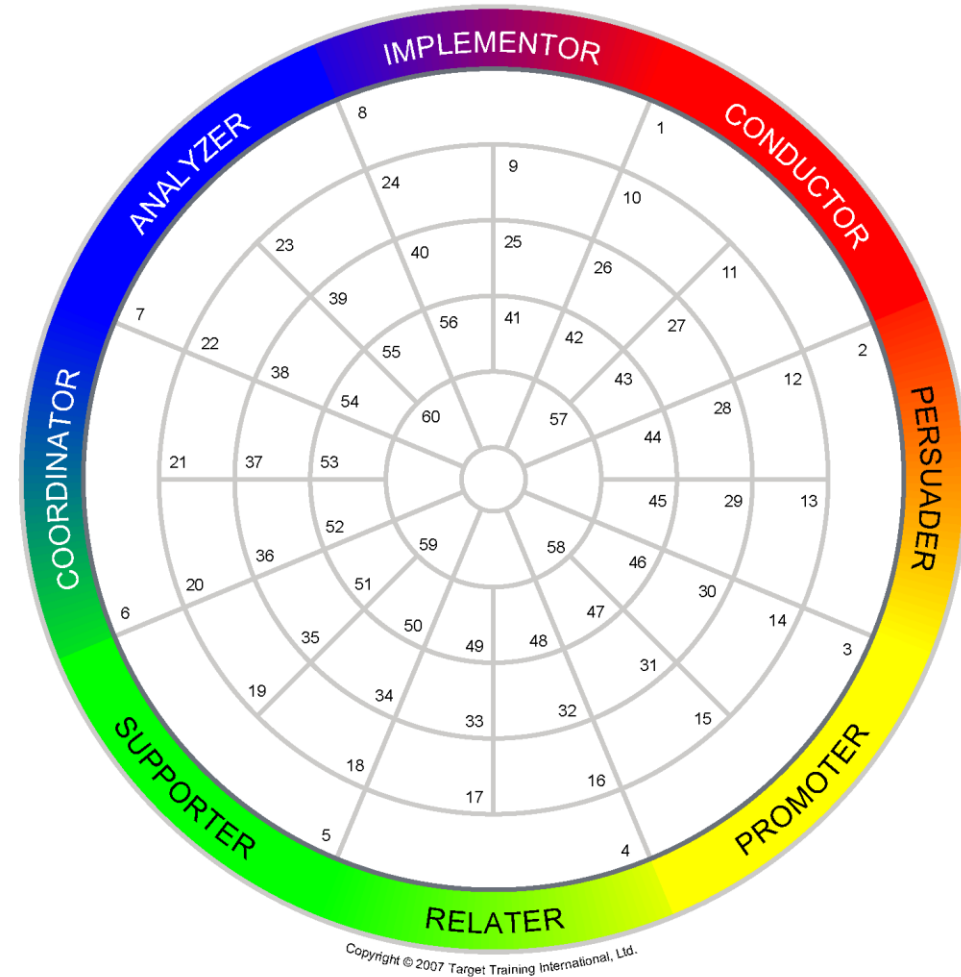
This module will demonstrate the effectiveness of the TTI Success Insights DISC Wheel™ as well as explore how DISC can be used to aid and improve communication within a team and work relationships.



TTI SUCCESS INSIGHTS®
UNITED KINGDOM



TTI Success Insights Wheel

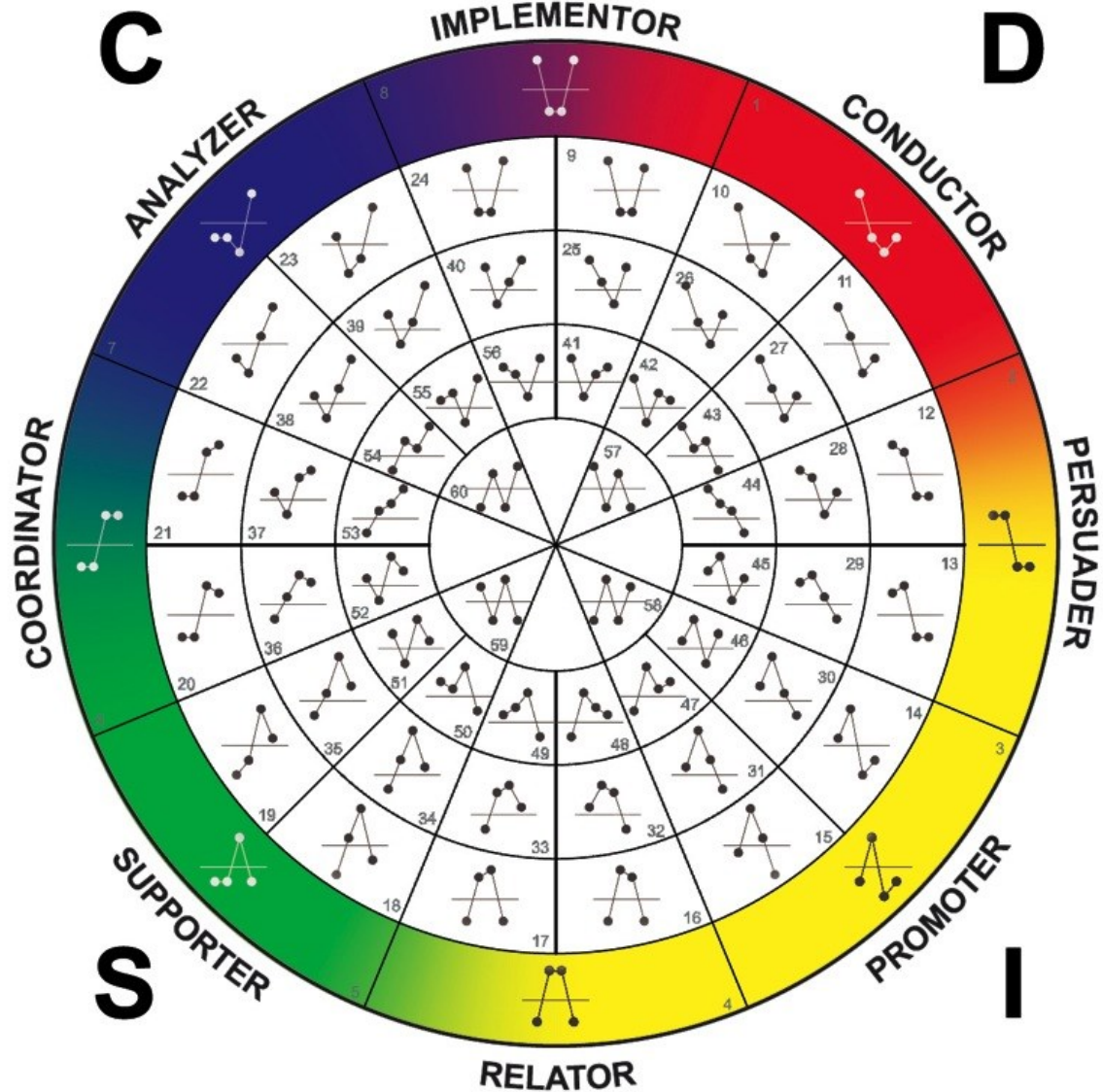


Copyright © 2007 Target Training International, Ltd.

★ Adapted

● Natural

TTI Success Insights Wheel



Wheel Descriptors



TTI
SUCCESS
INSIGHTS.

The TTI Success Insights® Wheel

The wheel illustrates the blending of the four DISC styles, while demonstrating the similarities and differences in behavioral styles among the team members. This wheel shows the behavioral composition of a team, represented as percentages in each of the eight segments.

BEHAVIORAL SEGMENT DEFINITIONS

CONDUCTOR - D - People who tend to be direct, decisive, and seek results.

PERSUADER - D/I - People who tend to convince others by appealing to reason, understanding, or emotion.

PROMOTER - I - People who tend to verbalize many thoughts to influence outcomes.

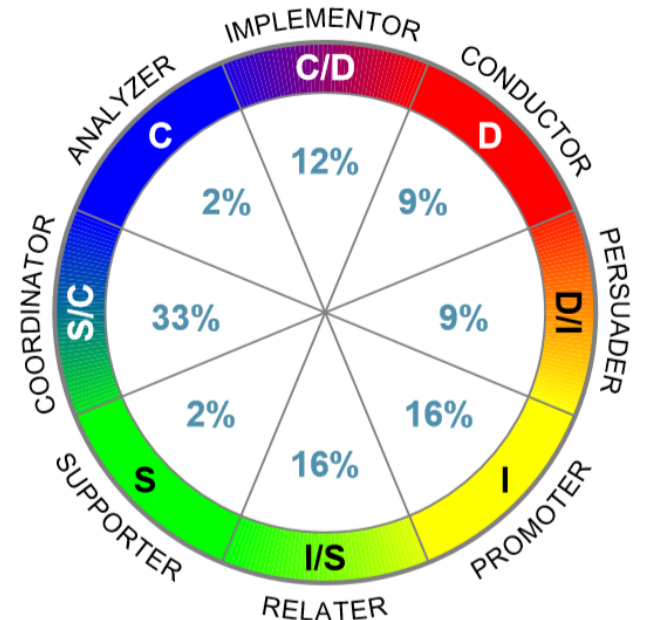
RELATER - I/S - People who tend to take time, think positively, and are focused on interpersonal relationships.

SUPPORTER - S - People who tend to be champions of sound ideas, working steadily and diligently to ensure a project is fully realized.

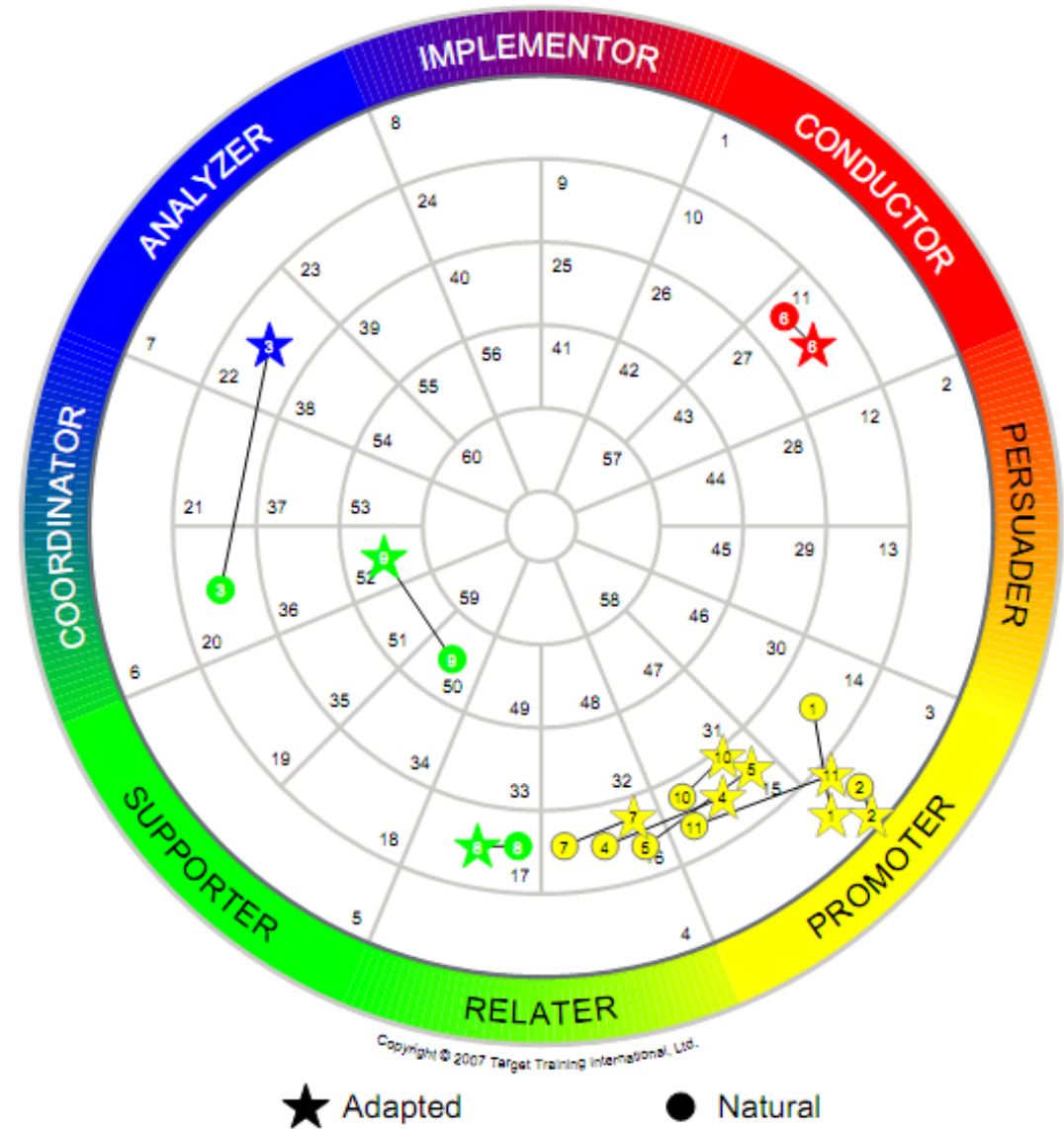
COORDINATOR - S/C - People who tend to be fact-oriented and adhere to proven methods to complete projects and tasks.

ANALYZER - C - People who tend to seek out accuracy in all activities and ensure the highest quality possible by gathering precise data.


IMPLEMENTOR - C/D - People who tend to assess, leverage facts and figures, and advance toward a solution.



Group Wheel



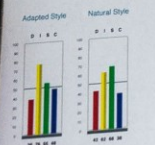
Team Behavioural Report



TTI SUCCESS INSIGHTS®
DISCOVER • ENGAGE • ADVANCE • PERFORM

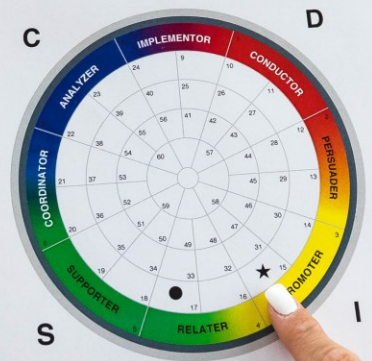
Natural and Adapted Style

Jane's natural style of dealing with problems, people, pace of events and procedures may not always fit what the environment needs. This section will provide valuable information related to stress and the pressure to adapt to the environment.



Jane Doe
© 2018-2019, Target Training International Ltd. 11

The Success Insights® Wheel 7-31-2018



Adapted: ★ (15) RELATING PROMOTER
Natural: ● (17) SUPPORTING RELATER

Norm 2017 R4

T: 034
Sample Company
17785 N Parkside Way
Scottsdale, AZ

Copyright © 1984-2018, TTI

Style Insights® Graphs 7-31-2018

Adapted Style
Graph I



Natural Style
Graph II



Norm 2017 R4

Copyright © 1984-2018, Target Training International Ltd.

Tools & Gadgets

