





## The Right Tools Can Help You Discover the Dimensions of Talent



TTI Success Insights is an industry-leading assessment provider that is dedicated to sparking transformative experiences through assessment solutions and research.

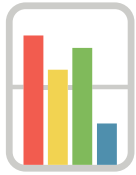
TTI SI offers modern and accessible assessments, training, international certifications, world-class technology for the generation of reports, and other resources necessary to ensure the success of our clients.

Our objective is to reveal human potential in a true partnership with our network. Your success is our success — TTI SI is dedicated to providing the tools necessary to ensure success.



**Explore TTI Success Insights' assessment tools!**


# Single Science Assessments



## DISC (BEHAVIORS)

DISC is a universal behavioral model that goes over four separate factors: Dominance, Influence, Steadiness and Compliance. These four components of DISC create a “behavioral makeup” unique to every individual.

Put simply: the DISC assessment measures how a person does what they do. It creates a language around observable behavior.



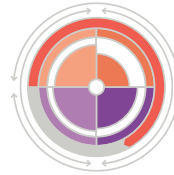
## 12 DRIVING FORCES (MOTIVATORS)

12 Driving Forces is an assessment that measures why a person does what they do. It measures the motivation (and strength) behind behaviors, using 6 different motivators.

Those motivators are...

- Knowledge
- Utility
- Surroundings
- Others
- Power
- Methodologies

These 6 motivators are each divided into two distinct sides, measuring each factor. Based on a continuum, these 12 drivers make up a person’s cluster of Driving Forces.



## EQ & EMOTIONAL INTELLIGENCE

Emotional intelligence is the ability to sense, understand and effectively apply the power of acumen and emotions to facilitate higher levels of collaboration and productivity.

EQ stands for Emotional Quotient. The EQ Assessment is a measure of our emotional intelligence that indicates how well we are able to manage our emotions and impact our relationships with others. The assessment measures self-awareness, self-regulation, motivation, social awareness, and social regulation.

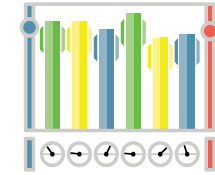


## COMPETENCIES (DNA)

This assessment was created to manage and develop an individual’s career by identifying their top personal skills, based on how they score on 25 research-based skills required by any job.

Each skill is ordered according to its level of development:

1. Well-Developed
2. Developed
3. Moderately developed
4. Needs development



## ACUMEN CAPACITY INDEX (ACI)

The Acumen Capacity Index (ACI) report measures how a person thinks or processes information. The ACI report is based on a science called axiology and helps measure your ability to understand people, practical matters/tasks, theoretical/structural matters, and more.

In essence the stronger a person’s acumen, the more aware that person is of how biases or blind spots impact one’s ability to address situations.

# TTI Talent Insights® & TriMetric®

## Multiple Science Assessments

### TALENT INSIGHTS

#### DISC + DRIVING FORCES

TTI Talent Insights combines DISC and 12 Driving Forces, revealing both the 'how' (DISC) and 'why' (12 Driving Forces) of an individual in one report.

This combination of assessments helps identify a person's behaviors and drivers, which sheds particular insight into their actions and reactions.



### TRIMETRIX EQ

#### DISC + DRIVING FORCES + EQ

This assessment provides insight into three key dimensions for performance: behavior, motivation and emotional intelligence.

### TRIMETRIX ACI

#### DISC + DRIVING FORCES + ACUMEN

TriMetric ACI measures behavior, motivators, and acumen.

### TRIMETRIX DNA

#### DISC + DRIVING FORCES + COMPETENCIES


TriMetric DNA measures behavior, motivators, and personal skills.

### TRIMETRIX HD

#### DISC + DRIVING FORCES + ACI + COMPETENCIES

TriMetric HD measures behaviors, motivators, acumen and skills.





# Team Reports



## BEHAVIORAL TEAM REPORT

This assessment allows you to have a general vision of the team based on the DISC assessment. This team report creates a shared language around behavior and helps teams understand how each individual likes to operate as well as communicate, areas of potential conflict, and more.

## DRIVING FORCES TEAM REPORT

The Driving Forces team report visualizes the collective results of multiple, individual Driving Forces assessments into one team snapshot. The report highlights how each team member fits within the overall group dynamic, summarizes the composition of a team's Driving Forces scores, and identifies both areas of strength and areas of need.

## TALENT INSIGHTS TEAM REPORT

This assessment creates an overview of a team based on their DISC and Driving Forces reports. It identifies strengths, weaknesses and the potential of the team, guiding them in their personal and professional development. Achieve higher levels of communication, engagement and productivity with elevated understanding from the Talent Insights Team Report.

## COMPARISON REPORTS

Comparison reports combine the assessment results of two individuals. Use these reports to identify similarities and differences, and to help improve communication through better understanding. Available in DISC and Talent Insights versions, comparison reports are ideal for those looking to build personal and professional relationships, work better together, or simply to resolve conflict.



## REPORTS VERSIONS & CHARACTERISTICS

ONE-SCIENCE REPORT	REPORT	METRIC/THEORY	VERSION	DESCRIPTION	Pages	Time of Application
	DISC	DISC Prescott Lecky, Walter V. Clarke, William Marston Measures observable behaviors or how a person does what they do	Management Staff	Personal report	27	12 min
			Executive	Measures behaviors for people in executive-level positions	24	12 min
			Sales	Personal report on the stages of the selling process	27	12 min
			Team Building	Team focus information about the person	20	12 min
			Comparison	Comparison between two reports	10	N/A
			Team DISC	Team report, up to 99 participants	28	N/A
			Job (Workplace behaviors)	Job description	13	15 min
	REPORT	METRIC/THEORY	VERSION	DESCRIPTION	Pages	Time of Application
	Driving Forces	Driving Forces Theory Eduard Spranger Measures the Driving Forces that moves a person to action	Driving Forces Personal Report	Personal report	14	8 min
Team			Team report, up to 99 participants	31	N/A	
Job			Job description	9	15 min	
REPORT	METRIC/THEORY	VERSION	DESCRIPTION	Pages	Time of Application	
Emotional Quotient	Emotional Intelligence Daniel Goleman	EQ Talent Report	Personal report	14	20 min	
REPORT	METRIC/THEORY	VERSION	DESCRIPTION	Pages	Time of Application	
DNA	Measures acquired competencies through experience  TTI Success Insights development	DNA Talent Report	Personal report	18	25 min	
		DNA Job	Job description	16	25 min	
		Competences Job/ Talent Gap Report	Summarizes the differences between the personal report and the position	9	N/A	
		Competences Job/ Talent Comparison Report	Comparison between up to 5 individuals against a job benchmark	17	N/A	
REPORT	METRIC/THEORY	VERSION	DESCRIPTION	Pages	Time of Application	
Acumen Capacity Index (ACI)	Axiology Theory Robert Hartman	Personal Report	Mathematically measures a person's thought patterns and the their world view	15	15-20 min	

## REPORTS VERSIONS & CHARACTERISTICS

TWO-SCIENCE REPORT	REPORT	MEASURES	VERSION	DESCRIPTION	Pages	Time of Application
	Talent Insights	DISC & Driving Forces	Management Staff	Personal report	48	15-20 min
			Sales	Personal report on the stages of the Selling Process	53	15-20 min
			Comparison Report	Comparison report between two people	16	N/A
			Talent Report	Personal report SHORT version	19	15-20 min
			Job Report	Job description	18	25 min
			Job Gap Report	Summarizes the differences between the personal report and the position	13	N/A
			Job-Talent Comparison	Comparison between up to 5 individuals against a job benchmark	14	N/A
			Team Report	Team analysis from personal reports	61	N/A

+ + + + + + + + + +  
 + + + + + + + + + +  
 + + + + + + + + + +

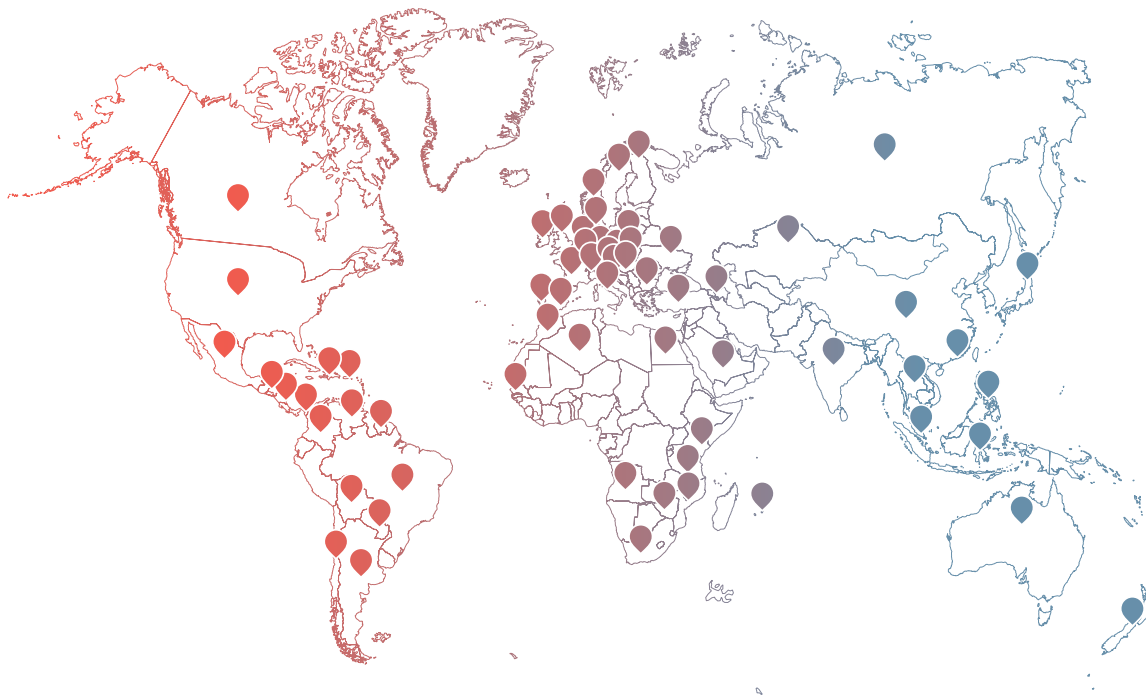


## REPORTS VERSIONS & CHARACTERISTICS

THREE/FOUR-SCIENCE REPORT	REPORT	MEASURES	VERSION	DESCRIPTION	Pages	Time of App
	TriMetrix ACI	DISC, Driving Forces and Acumen	Coaching Management Staff Report	Personal report	64	30-35 min
			Executive	Measures behaviors/motivators/acumen for executive-level positions	48	30-35 min
			Coaching Sales Report	Personal profile based on 6 factors of the Selling process	69	30-35 min
			Talent	SHORT version	19	30-35 min
			Job Report	Job description	33	35 min
			Gap Report	Summarizes the differences between the personal report and position	21	N/A
			Job/Talent Comparison Report	Comparison between up to 5 individuals against a job benchmark	24	N/A
	REPORT	MEASURES	VERSION	DESCRIPTION	Pages	Time of App
	TriMetrix DNA	DISC, Driving Forces and Competencies	Coaching Management Staff Report	Personal report	63	40 min
Executive			Measures behaviors/motivators/competencies for exec-level positions	48	40 min	
Coaching Sales Report			Personal report on the stages of the selling process	68	40 min	
Talent			SHORT version	29	40 min	
Job Report			Job description	32	45 min	
Gap Report			Summarizes the differences between the personal report and the position	18	N/A	
Job/Talent Comparison Report			Comparison between up to 5 individuals against a job benchmark	22	N/A	
REPORT	MEASURES	VERSION	DESCRIPTION	Pages	Time of App	
TriMetrix EQ	DISC, Driving Forces and EQ	Coaching Management Staff Report	Personal profile	61	40 min	
		Executive	Measures behavior, motivators and EQ for exec-level positions	48	40 min	
		Coaching Sales Report	Personal report on the stages of the Selling Process	66	40 min	
REPORT	MEASURES	VERSION	DESCRIPTION	Pages	Time of App	
TriMetrix HD	DISC, Driving Forces, Acumen and Competencies	Coaching Management Staff Report	Personal profile	76	50 min	
		Executive	Measures behaviors/motivators/acumen/competencies for exec-level positions	48	50 min	
		Coaching Sales Report	Personal report on the stages of the selling process	81	50 min	
		Talent	SHORT version	20	50 min	
		Job Report	Job description	34	50 min	
		Gap Report	Summarizes the differences between the personal report and the position	21	N/A	
		Job/Talent Comparison Report	Comparison between up to 5 individuals against a job benchmark	28	N/A	



TTI SUCCESS INSIGHTS®



📍 **TTI Success Insights UK**  
**4th Floor, 49 St. James' Street**  
**London, SW1A 1AH**

📞 **0207 7917 9879**

🌐 **ttisuccessinsights.co.uk**

**Solve Your Organisation's People Problems with TTI Success Insights**

